

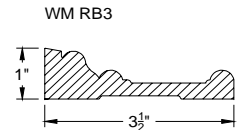
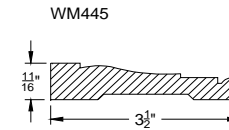
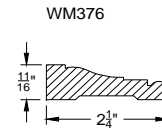
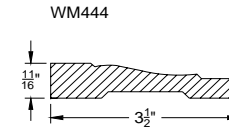
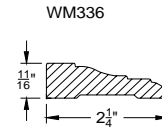
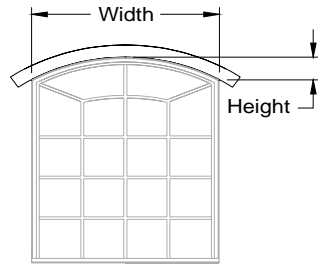
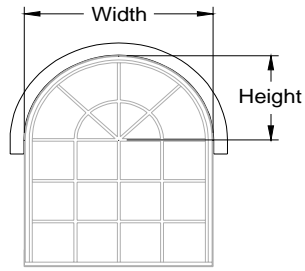
### Radius Interior Moulding, Matrix Price by Window Size

#### WM336 (Profile K)

Rise Height (Inches)	Window Width (Inches)																
	0 - 24	24 1/8 - 30	30 1/8 - 36	36 1/8 - 42	42 1/8 - 48	48 1/8 - 54	54 1/8 - 60	60 1/8 - 66	66 1/8 - 72	72 1/8 - 78	78 1/8 - 84	84 1/8 - 90	90 1/8 - 96	96 1/8 - 102	102 1/8 - 108	108 1/8 - 114	114 1/8 - 120
0 - 12	\$103.64	\$105.03	\$106.42	\$107.81	\$109.20	\$110.58	\$111.97	\$113.36	\$114.75	\$116.13	\$127.97	\$134.22	\$120.30	\$121.69	\$123.07	\$124.46	\$125.85
12 1/8 - 18	\$108.51	\$109.90	\$111.29	\$112.68	\$114.06	\$115.45	\$116.84	\$118.23	\$119.62	\$121.00	\$132.84	\$139.09	\$125.17	\$126.55	\$127.94	\$129.33	\$130.72
18 1/8 - 24	-	\$114.77	\$116.16	\$117.55	\$118.93	\$120.32	\$121.71	\$123.10	\$124.49	\$125.87	\$137.71	\$116.13	\$130.04	\$131.42	\$132.81	\$134.20	\$135.59
24 1/8 - 30	-	-	-	\$122.42	\$123.80	\$125.19	\$126.58	\$127.97	\$129.35	\$130.74	\$114.75	\$121.00	\$134.91	\$136.29	\$137.68	\$139.07	\$140.46
30 1/8 - 36	-	-	-	-	-	\$130.06	\$131.45	\$132.84	\$134.22	\$135.61	\$119.62	\$138.39	\$139.77	\$141.16	\$142.55	\$143.94	\$145.33
36 1/8 - 42	-	-	-	-	-	-	\$136.32	\$137.71	\$139.09	\$140.48	\$124.49	\$143.26	\$144.64	\$146.03	\$147.42	\$148.81	\$150.20
42 1/8 - 48	-	-	-	-	-	-	-	-	-	\$123.10	\$129.35	\$148.13	\$149.51	\$150.90	\$152.29	\$153.68	\$155.06
48 1/8 - 54	-	-	-	-	-	-	-	-	-	-	-	\$153.00	\$154.38	\$155.77	\$157.16	\$158.55	\$159.93
54 1/8 - 60	-	-	-	-	-	-	-	-	-	-	-	-	-	\$160.64	\$162.03	\$163.42	\$164.80

#### WM444 (Profile L)

Rise Height (Inches)	Window Width (Inches)																
	0 - 24	24 1/8 - 30	30 1/8 - 36	36 1/8 - 42	42 1/8 - 48	48 1/8 - 54	54 1/8 - 60	60 1/8 - 66	66 1/8 - 72	72 1/8 - 78	78 1/8 - 84	84 1/8 - 90	90 1/8 - 96	96 1/8 - 102	102 1/8 - 108	108 1/8 - 114	114 1/8 - 120
0 - 12	\$121.36	\$123.73	\$126.10	\$128.47	\$130.84	\$133.21	\$135.58	\$137.95	\$140.32	\$142.69	\$162.90	\$173.58	\$149.80	\$152.17	\$154.54	\$156.91	\$159.28
12 1/8 - 18	\$129.68	\$132.05	\$134.42	\$136.79	\$139.16	\$141.53	\$143.90	\$146.27	\$148.64	\$151.01	\$171.21	\$181.90	\$158.12	\$160.49	\$162.86	\$165.23	\$167.60
18 1/8 - 24	-	\$140.36	\$142.73	\$145.10	\$147.47	\$149.84	\$152.21	\$154.58	\$156.95	\$159.32	\$179.53	\$142.69	\$166.43	\$168.80	\$171.17	\$173.54	\$175.91
24 1/8 - 30	-	-	-	\$153.42	\$155.79	\$158.16	\$160.53	\$162.90	\$165.27	\$167.64	\$140.32	\$151.01	\$174.75	\$177.12	\$179.49	\$181.86	\$184.23
30 1/8 - 36	-	-	-	-	-	\$166.47	\$168.84	\$171.21	\$173.58	\$175.95	\$148.64	\$180.69	\$183.06	\$185.44	\$187.81	\$190.18	\$192.55
36 1/8 - 42	-	-	-	-	-	-	\$177.16	\$179.53	\$181.90	\$184.27	\$156.95	\$189.01	\$191.38	\$193.75	\$196.12	\$198.49	\$200.86
42 1/8 - 48	-	-	-	-	-	-	-	-	-	\$154.58	\$165.27	\$197.33	\$199.70	\$202.07	\$204.44	\$206.81	\$209.18
48 1/8 - 54	-	-	-	-	-	-	-	-	-	-	-	\$205.64	\$208.01	\$210.38	\$212.75	\$215.12	\$217.49
54 1/8 - 60	-	-	-	-	-	-	-	-	-	-	-	-	-	\$218.70	\$221.07	\$223.44	\$225.81



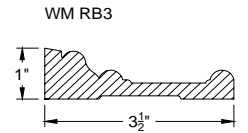
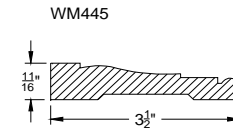
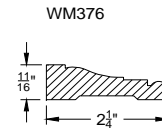
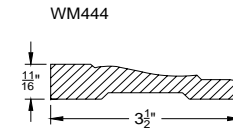
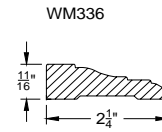
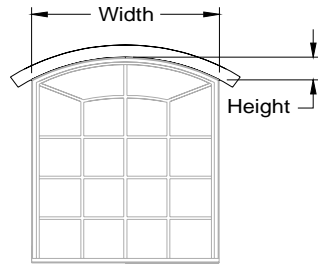
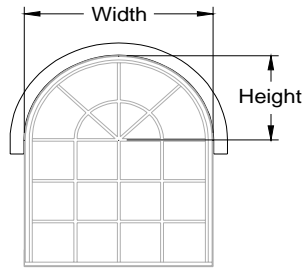
### Radius Interior Moulding, Matrix Price by Window Size

#### WM RB3 (Profile M)

Rise Height (Inches)	Window Width (Inches)																
	0 - 24	24 1/8 - 30	30 1/8 - 36	36 1/8 - 42	42 1/8 - 48	48 1/8 - 54	54 1/8 - 60	60 1/8 - 66	66 1/8 - 72	72 1/8 - 78	78 1/8 - 84	84 1/8 - 90	90 1/8 - 96	96 1/8 - 102	102 1/8 - 108	108 1/8 - 114	114 1/8 - 120
0 - 12	\$123.62	\$126.12	\$128.61	\$131.11	\$133.60	\$136.10	\$138.59	\$141.09	\$143.59	\$146.08	\$167.36	\$178.61	\$153.57	\$156.06	\$158.56	\$161.05	\$163.55
12 1/8 - 18	\$132.38	\$134.87	\$137.37	\$139.86	\$142.36	\$144.86	\$147.35	\$149.85	\$152.34	\$154.84	\$176.11	\$187.37	\$162.32	\$164.82	\$167.31	\$169.81	\$172.31
18 1/8 - 24	-	\$143.63	\$146.12	\$148.62	\$151.12	\$153.61	\$156.11	\$158.60	\$161.10	\$163.59	\$184.87	\$146.08	\$171.08	\$173.57	\$176.07	\$178.57	\$181.06
24 1/8 - 30	-	-	-	\$157.38	\$159.87	\$162.37	\$164.86	\$167.36	\$169.85	\$172.35	\$143.59	\$154.84	\$179.84	\$182.33	\$184.83	\$187.32	\$189.82
30 1/8 - 36	-	-	-	-	-	\$171.12	\$173.62	\$176.11	\$178.61	\$181.10	\$152.34	\$186.10	\$188.59	\$191.09	\$193.58	\$196.08	\$198.57
36 1/8 - 42	-	-	-	-	-	-	\$182.37	\$184.87	\$187.37	\$189.86	\$161.10	\$194.85	\$197.35	\$199.84	\$202.34	\$204.83	\$207.33
42 1/8 - 48	-	-	-	-	-	-	-	-	-	\$158.60	\$169.85	\$203.61	\$206.10	\$208.60	\$211.09	\$213.59	\$216.09
48 1/8 - 54	-	-	-	-	-	-	-	-	-	-	-	\$212.36	\$214.86	\$217.35	\$219.85	\$222.35	\$224.84
54 1/8 - 60	-	-	-	-	-	-	-	-	-	-	-	-	-	\$226.11	\$228.61	\$231.10	\$233.60

#### WM376 (Profile P)

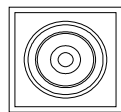
Rise Height (Inches)	Window Width (Inches)																
	0 - 24	24 1/8 - 30	30 1/8 - 36	36 1/8 - 42	42 1/8 - 48	48 1/8 - 54	54 1/8 - 60	60 1/8 - 66	66 1/8 - 72	72 1/8 - 78	78 1/8 - 84	84 1/8 - 90	90 1/8 - 96	96 1/8 - 102	102 1/8 - 108	108 1/8 - 114	114 1/8 - 120
0 - 12	\$103.64	\$105.03	\$106.42	\$107.81	\$109.20	\$110.58	\$111.97	\$113.36	\$114.75	\$116.13	\$127.97	\$134.22	\$120.30	\$121.69	\$123.07	\$124.46	\$125.85
12 1/8 - 18	\$108.51	\$109.90	\$111.29	\$112.68	\$114.06	\$115.45	\$116.84	\$118.23	\$119.62	\$121.00	\$132.84	\$139.09	\$125.17	\$126.55	\$127.94	\$129.33	\$130.72
18 1/8 - 24	-	\$114.77	\$116.16	\$117.55	\$118.93	\$120.32	\$121.71	\$123.10	\$124.49	\$125.87	\$137.71	\$116.13	\$130.04	\$131.42	\$132.81	\$134.20	\$135.59
24 1/8 - 30	-	-	-	\$122.42	\$123.80	\$125.19	\$126.58	\$127.97	\$129.35	\$130.74	\$114.75	\$121.00	\$134.91	\$136.29	\$137.68	\$139.07	\$140.46
30 1/8 - 36	-	-	-	-	-	\$130.06	\$131.45	\$132.84	\$134.22	\$135.61	\$119.62	\$138.39	\$139.77	\$141.16	\$142.55	\$143.94	\$145.33
36 1/8 - 42	-	-	-	-	-	-	\$136.32	\$137.71	\$139.09	\$140.48	\$124.49	\$143.26	\$144.64	\$146.03	\$147.42	\$148.81	\$150.20
42 1/8 - 48	-	-	-	-	-	-	-	-	-	\$123.10	\$129.35	\$148.13	\$149.51	\$150.90	\$152.29	\$153.68	\$155.06
48 1/8 - 54	-	-	-	-	-	-	-	-	-	-	-	\$153.00	\$154.38	\$155.77	\$157.16	\$158.55	\$159.93
54 1/8 - 60	-	-	-	-	-	-	-	-	-	-	-	-	-	\$160.64	\$162.03	\$163.42	\$164.80



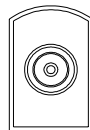
### Radius Interior Moulding, Matrix Price by Window Size

#### WM445 (Profile Q)

Rise Height (Inches)	Window Width (Inches)																
	0 - 24	24 1/8 - 30	30 1/8 - 36	36 1/8 - 42	42 1/8 - 48	48 1/8 - 54	54 1/8 - 60	60 1/8 - 66	66 1/8 - 72	72 1/8 - 78	78 1/8 - 84	84 1/8 - 90	90 1/8 - 96	96 1/8 - 102	102 1/8 - 108	108 1/8 - 114	114 1/8 - 120
0 - 12	\$121.36	\$123.73	\$126.10	\$128.47	\$130.84	\$133.21	\$135.58	\$137.95	\$140.32	\$142.69	\$162.90	\$173.58	\$149.80	\$152.17	\$154.54	\$156.91	\$159.28
12 1/8 - 18	\$129.68	\$132.05	\$134.42	\$136.79	\$139.16	\$141.53	\$143.90	\$146.27	\$148.64	\$151.01	\$171.21	\$181.90	\$158.12	\$160.49	\$162.86	\$165.23	\$167.60
18 1/8 - 24	-	\$140.36	\$142.73	\$145.10	\$147.47	\$149.84	\$152.21	\$154.58	\$156.95	\$159.32	\$179.53	\$142.69	\$166.43	\$168.80	\$171.17	\$173.54	\$175.91
24 1/8 - 30	-	-	-	\$153.42	\$155.79	\$158.16	\$160.53	\$162.90	\$165.27	\$167.64	\$140.32	\$151.01	\$174.75	\$177.12	\$179.49	\$181.86	\$184.23
30 1/8 - 36	-	-	-	-	-	\$166.47	\$168.84	\$171.21	\$173.58	\$175.95	\$148.64	\$180.69	\$183.06	\$185.44	\$187.81	\$190.18	\$192.55
36 1/8 - 42	-	-	-	-	-	-	\$177.16	\$179.53	\$181.90	\$184.27	\$156.95	\$189.01	\$191.38	\$193.75	\$196.12	\$198.49	\$200.86
42 1/8 - 48	-	-	-	-	-	-	-	-	-	\$154.58	\$165.27	\$197.33	\$199.70	\$202.07	\$204.44	\$206.81	\$209.18
48 1/8 - 54	-	-	-	-	-	-	-	-	-	-	-	\$205.64	\$208.01	\$210.38	\$212.75	\$215.12	\$217.49
54 1/8 - 60	-	-	-	-	-	-	-	-	-	-	-	-	-	\$218.70	\$221.07	\$223.44	\$225.81



Corner Block	
2 5/8 x 2 5/8	3 5/8 x 3 5/8
\$6.58	\$14.29



Plinth Block	
2 3/4 x 4 1/2	3 3/4 x 6
\$11.67	\$21.71



Transition Block	
2 7/8	4 1/8
\$9.25	\$9.42