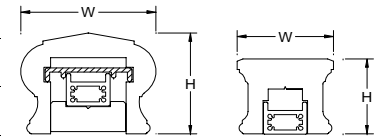


### Intex Cellular PVC Rail Systems

Item #	Description	Dimensions Top Rail W x H	Dimensions Bottom Rail W x H	Actual Section Length	List Price Per Section		
					Less than 500 total feet	500 total feet or more	

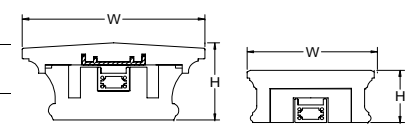
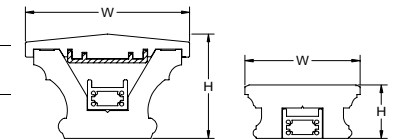
#### Nautilus RS10 Series Rail Sets

RS10375-6	3-3/4" Top & 2-11/16" Bottom Rails w/Reinforcements, Hardware and Crush Blocks, 6 ft Section	3-3/4" x 3-1/4"	2-11/16 x 2-1/4"	71-7/8"	\$462.90	\$431.94
RS10375-8	3-3/4" Top & 2-11/16" Bottom Rails w/Reinforcements, Hardware and Crush Blocks, 8 ft Section	3-3/4" x 3-1/4"	2-11/16 x 2-1/4"	95-7/8"	\$617.20	\$575.92
RS10375-10	3-3/4" Top & 2-11/16" Bottom Rails w/Reinforcements, Hardware and Crush Blocks, 10 ft Section	3-3/4" x 3-1/4"	2-11/16 x 2-1/4"	119-7/8"	\$771.50	\$719.90
RS10375-RAD	3-3/4" Top & 2-11/16" Bottom Rails w/Reinforcements, Hardware and Crush Blocks, Specify Length & Radius	3-3/4" x 3-1/4"	2-11/16 x 2-1/4"	Per Foot	\$173.82 per foot	N/A

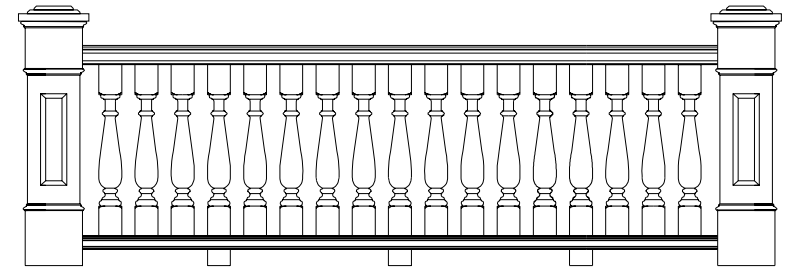
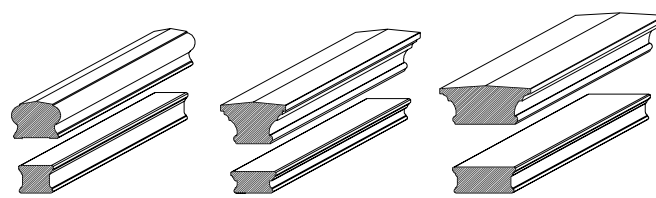


#### Nautilus RS20 Series Rail Sets

RS20500-6	5" Top & 3-1/2" Bottom Rails w/Reinforcements, Hardware and Crush Blocks, 6 ft Section	5" x 3-7/16"	3-1/2" x 1-3/4"	71-7/8"	\$622.92	\$585.96
RS20500-8	5" Top & 3-1/2" Bottom Rails w/Reinforcements, Hardware and Crush Blocks, 8 ft Section	5" x 3-7/16"	3-1/2" x 1-3/4"	95-7/8"	\$830.56	\$781.28
RS20500-10	5" Top & 3-1/2" Bottom Rails w/Reinforcements, Hardware and Crush Blocks, 10 ft Section	5" x 3-7/16"	3-1/2" x 1-3/4"	119-7/8"	\$1,038.20	\$976.60
RS20500-RAD	5" Top & 3-1/2" Bottom Rails w/Reinforcements, Hardware and Crush Blocks, Specify Length & Radius	5" x 3-7/16"	3-1/2" x 1-3/4"	Per Foot	\$255.67 per foot	N/A
RS20700-6	7" Top & 4-7/8" Bottom Rails w/Reinforcements, Hardware and Crush Blocks, 6 ft Section	7" x 3-1/8"	4-7/8" x 2-1/8"	71-7/8"	\$972.30	N/A
RS20700-8	7" Top & 4-7/8" Bottom Rails w/Reinforcements, Hardware and Crush Blocks, 8 ft Section	7" x 3-1/8"	4-7/8" x 2-1/8"	95-7/8"	\$1,296.40	N/A
RS20700-10	7" Top & 4-7/8" Bottom Rails w/Reinforcements, Hardware and Crush Blocks, 10 ft Section	7" x 3-1/8"	4-7/8" x 2-1/8"	119-7/8"	\$1,620.50	N/A
RS20700-RAD	7" Top & 4-7/8" Bottom Rails w/Reinforcements, Hardware and Crush Blocks, Specify Length & Radius	7" x 3-1/8"	4-7/8" x 2-1/8"	Per Foot	\$395.61 per foot	N/A



NOTE: STANDARD CRUSH BLOCKS SUPPLIED WITH ALL RAIL ARE 1-1/2" x 4"

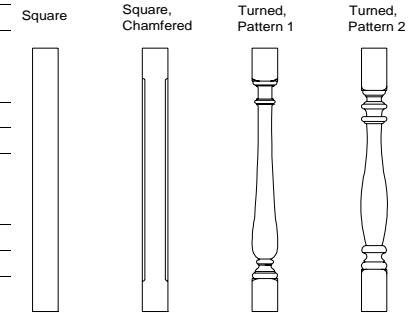


### Intex Cellular PVC Rail Systems

Item #	Description	Actual Baluster Height (for 36" Rail Height)	Actual Baluster Height (for 42" Rail Height)	Use with Rail	List Price Each	
					For 36" Height (Add -36 to Item #)	For 42" Height (Add -42 to Item #)

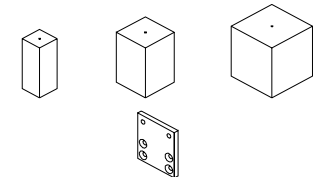
#### Balusters for *Nautilus* RS10 & RS20 Series Rails

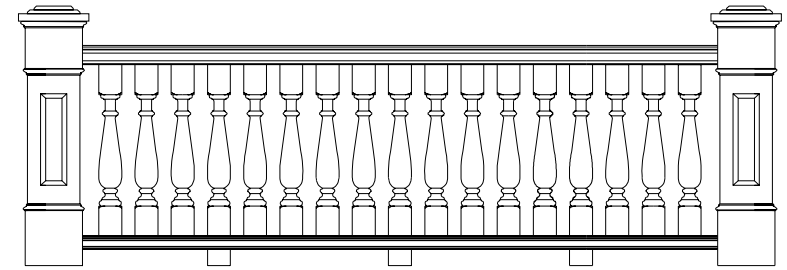
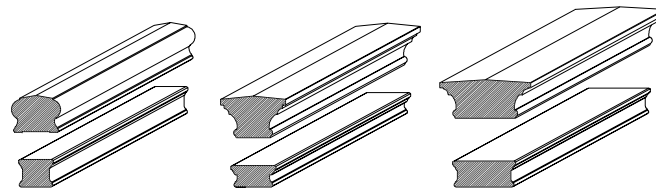
BAL15SP	1-1/2" Square Baluster	28"	34"	RS10375	\$12.54	\$15.03
BAL25SP	2-1/2" Square Baluster	28"	34"	RS20500	\$64.02	\$76.38
BAL35SP	3-1/2" Square Baluster	28"	34"	RS20700	\$81.36	\$93.71
BAL15SC	1-1/2" Square Chamfered Baluster	28"	34"	RS10375	\$28.60	\$35.84
BAL25SC	2-1/2" Square Chamfered Baluster	28"	34"	RS20500	\$77.99	\$90.35
BAL35SC	3-1/2" Square Chamfered Baluster	28"	34"	RS20700	\$95.31	\$107.67
BAL15T1	1-1/2" Turned Baluster Pattern 1	28"	34"	RS10375	\$54.97	\$62.21
BAL25T1	2-1/2" Turned Baluster Pattern 1	28"	34"	RS20500	\$85.38	\$88.85
BAL35T1	3-1/2" Turned Baluster Pattern 1	28"	34"	RS20700	\$114.45	\$127.79
BAL15T2	1-1/2" Turned Baluster Pattern 2	28"	34"	RS10375	\$54.97	\$62.21
BAL25T2	2-1/2" Turned Baluster Pattern 2	28"	34"	RS20500	\$85.38	\$88.85
BAL35T2	3-1/2" Turned Baluster Pattern 2	28"	34"	RS20700	\$114.45	\$127.79
RSBALSCREWS	Stainless Steel Baluster Screws (bag of 150)				\$48.53	



#### Additional & Replacement Hardware for *Nautilus* RS10 & RS20 Series Rails

BAL15CB	1-1/2" Square x 4" Crush Block	RS10375	\$1.79
BAL25CB	2-1/2" Square x 4" Crush Block	RS20500	\$9.15
BAL35CB	3-1/2" Square x 4" Crush Block	RS20700	\$11.62
RSRAILMTHDW	RS10 - RS20 Rail Mounting Hdw (4 Brackets & Screws)		\$46.91
RSSTAIRMTHDW	RS10 - RS20 Stair Rail Mounting Hdw (4 Brackets & Screws)		\$60.88
RSBRACKET	Stainless Steel Rail Mounting Bracket (each)		\$12.26
RSBKTSCREWS	Stainless Steel Screws for Rail Mounting Brackets (enough for 4 brackets or 1 rail section)		\$7.25



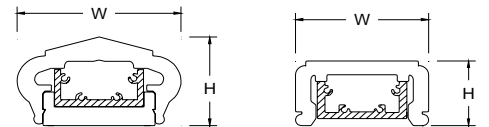
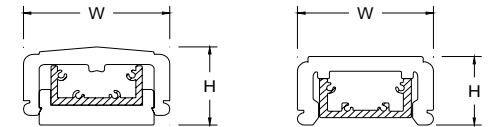


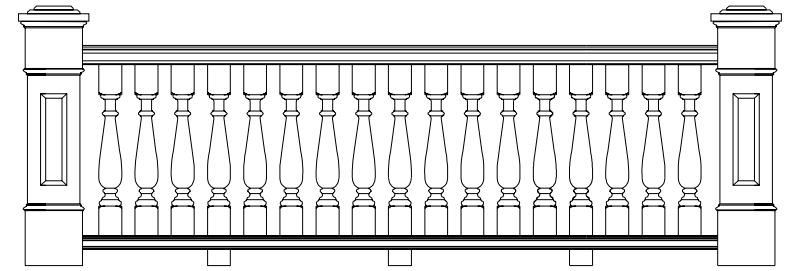
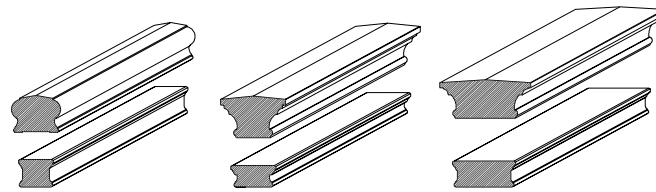
### Intex Cellular PVC Rail Systems

Item #	Description	Dimensions Top Rail W x H	Dimensions Bottom Rail W x H	Actual Section Length	List Price Per Section	Add For Bending to Radius
--------	-------------	---------------------------	------------------------------	-----------------------	------------------------	---------------------------

#### *Dartmouth RS30 Series (Rails, Reinforcements and Hardware only)*

RS30350-6	3-1/2" Top & Bottom Rails w/Reinforcements, Hardware and Crush Blocks, 6 ft Section	3-1/2" x 2"	3-1/2" x 1-3/4"	72	\$336.39	\$560.01
RS30350-8	3-1/2" Top & Bottom Rails w/Reinforcements, Hardware and Crush Blocks, 8 ft Section	3-1/2" x 2"	3-1/2" x 1-3/4"	96	\$419.37	\$775.83
RS30350-10	3-1/2" Top & Bottom Rails w/Reinforcements, Hardware and Crush Blocks, 10 ft Section	3-1/2" x 2"	3-1/2" x 1-3/4"	120	\$528.19	\$965.81
RS30350-12	3-1/2" Top & Bottom Rails w/Reinforcements, Hardware and Crush Blocks, 12 ft Section	3-1/2" x 2"	3-1/2" x 1-3/4"	144	\$616.31	\$1,176.49
RS30400-6	4" Top, 3-1/2" Bottom Rails w/Reinforcements, Hardware and Crush Blocks, 6 ft Section	4" x 2-1/2"	3-1/2" x 1-3/4"	72	\$344.90	\$560.01
RS30400-8	4" Top, 3-1/2" Bottom Rails w/Reinforcements, Hardware and Crush Blocks, 8 ft Section	4" x 2-1/2"	3-1/2" x 1-3/4"	96	\$430.72	\$775.83
RS30400-10	4" Top, 3-1/2" Bottom Rails w/Reinforcements, Hardware and Crush Blocks, 10 ft Section	4" x 2-1/2"	3-1/2" x 1-3/4"	120	\$542.99	\$965.81
RS30400-12	4" Top, 3-1/2" Bottom Rails w/Reinforcements, Hardware and Crush Blocks, 12 ft Section	4" x 2-1/2"	3-1/2" x 1-3/4"	144	\$634.07	\$1,176.49



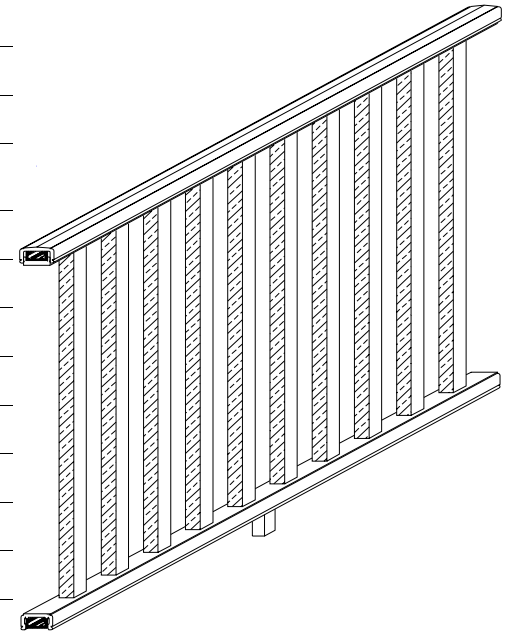


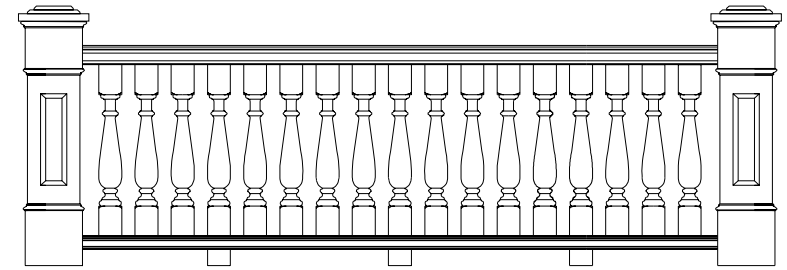
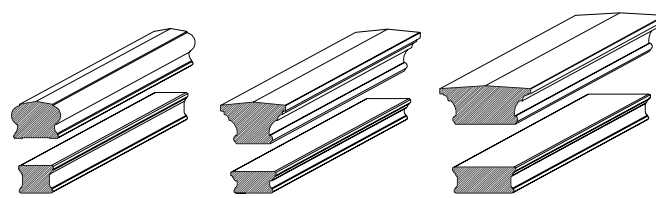
### Intex Cellular PVC Rail Systems

Item #	Description	Dimensions Top Rail W x H	Dimensions Bottom Rail W x H	Actual Section Length	List Price Per Section	Add For Bending to Radius
--------	-------------	---------------------------	------------------------------	-----------------------	------------------------	---------------------------

#### *Dartmouth* RS30 Series Kits (Includes Rails, Reinforcements, Hardware, Screws and Balusters)

RS30350-6K36	3-1/2" Top & Bottom Rails w/Reinforcements, Hardware and Crush Blocks, 72" x 36" Section	3-1/2" x 2"	3-1/2" x 1-3/4"	72	\$442.90	\$560.01
RS30350-8K36	3-1/2" Top & Bottom Rails w/Reinforcements, Hardware and Crush Blocks, 96" x 36" Section	3-1/2" x 2"	3-1/2" x 1-3/4"	96	\$579.31	\$775.83
RS30350-10K36	3-1/2" Top & Bottom Rails w/Reinforcements, Hardware and Crush Blocks, 120" x 36" Section	3-1/2" x 2"	3-1/2" x 1-3/4"	120	\$748.20	\$965.81
RS30350-12K36	3-1/2" Top & Bottom Rails w/Reinforcements, Hardware and Crush Blocks, 144" x 36" Section	3-1/2" x 2"	3-1/2" x 1-3/4"	144	\$898.44	\$1,176.49
RS30350-6K42	3-1/2" Top & Bottom Rails w/Reinforcements, Hardware and Crush Blocks, 72" x 42" Section	3-1/2" x 2"	3-1/2" x 1-3/4"	72	\$453.39	\$560.01
RS30350-8K42	3-1/2" Top & Bottom Rails w/Reinforcements, Hardware and Crush Blocks, 96" x 42" Section	3-1/2" x 2"	3-1/2" x 1-3/4"	96	\$600.33	\$775.83
RS30350-10K42	3-1/2" Top & Bottom Rails w/Reinforcements, Hardware and Crush Blocks, 120" x 42" Section	3-1/2" x 2"	3-1/2" x 1-3/4"	120	\$772.95	\$965.81
RS30350-12K42	3-1/2" Top & Bottom Rails w/Reinforcements, Hardware and Crush Blocks, 144" x 42" Section	3-1/2" x 2"	3-1/2" x 1-3/4"	144	\$918.05	\$1,176.49
RS30400-6K36	4" Top, 3-1/2" Bottom Rails w/Reinforcements, Hardware and Crush Blocks, 72" x 36" Section	4" x 2-1/2"	3-1/2" x 1-3/4"	72	\$450.19	\$560.01
RS30400-8K36	4" Top, 3-1/2" Bottom Rails w/Reinforcements, Hardware and Crush Blocks, 96" x 36" Section	4" x 2-1/2"	3-1/2" x 1-3/4"	96	\$589.03	\$775.83
RS30400-10K36	4" Top, 3-1/2" Bottom Rails w/Reinforcements, Hardware and Crush Blocks, 120" x 36" Section	4" x 2-1/2"	3-1/2" x 1-3/4"	120	\$760.81	\$965.81
RS30400-12K36	4" Top, 3-1/2" Bottom Rails w/Reinforcements, Hardware and Crush Blocks, 144" x 36" Section	4" x 2-1/2"	3-1/2" x 1-3/4"	144	\$913.56	\$1,176.49
RS30400-6K42	4" Top, 3-1/2" Bottom Rails w/Reinforcements, Hardware and Crush Blocks, 72" x 42" Section	4" x 2-1/2"	3-1/2" x 1-3/4"	72	\$460.68	\$560.01
RS30400-8K42	4" Top, 3-1/2" Bottom Rails w/Reinforcements, Hardware and Crush Blocks, 96" x 42" Section	4" x 2-1/2"	3-1/2" x 1-3/4"	96	\$610.06	\$775.83
RS30400-10K42	4" Top, 3-1/2" Bottom Rails w/Reinforcements, Hardware and Crush Blocks, 120" x 42" Section	4" x 2-1/2"	3-1/2" x 1-3/4"	120	\$785.55	\$965.81
RS30400-12K42	4" Top, 3-1/2" Bottom Rails w/Reinforcements, Hardware and Crush Blocks, 144" x 42" Section	4" x 2-1/2"	3-1/2" x 1-3/4"	144	\$933.17	\$1,176.49





### Intex Cellular PVC Rail Systems

Item #	Description				List Price
--------	-------------	--	--	--	------------

#### Additional & Replacement Hardware for *Dartmouth* RS30 series

RS30NP548	5-1/16" Square x 48" Tall Newel Cover w/Shims, Primed to Match Rail & Balusters				\$97.05
RS30NPTC5	6-3/4" Square Plain Newel Cap				\$25.70
RS30NPTR5-75B	WM75 Base Trim Ring for RS30NP548				\$22.45
RS30BKTSET	Bracket and Screw Set for Straight Rail Section				\$41.80
RS30STAIRSET	Bracket and Screw Set for Stair Rail Section				67.75
RS30BKTSET	Bracket Screws Only for Rail Section				\$7.65
RS30BAL-36	1-1/2" Square x 29-1/4" Long Baluster for 36" Rail Height				\$12.79
RS30BAL-42	1-1/2" Square x 35-1/4" Long Baluster for 42" Rail Height				\$15.35
RS30BALSC6	Baluster Screw Pack for 6' Section				\$12.62
RS30BALSC8	Baluster Screw Pack for 8' Section				\$16.47
RS30BALSC10	Baluster Screw Pack for 10' Section				\$20.31
RS30BALSC12	Baluster Screw Pack for 12' Section				\$24.80
RS30BALSC12	Baluster Screw Pack for 12' Section				\$24.80

