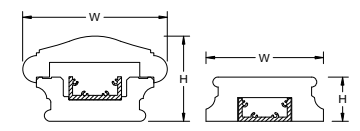
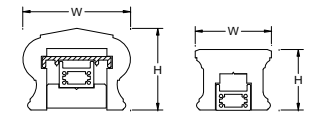


Intex Cellular PVC Rail Systems

Item #	Description	Dimensions Top Rail W x H	Dimensions Bottom Rail W x H	Actual Section Length	List Price Per Section (Radius Sections Priced Per Ft)
--------	-------------	---------------------------	------------------------------	-----------------------	--

Nautilus RS10 Series Rail Sets

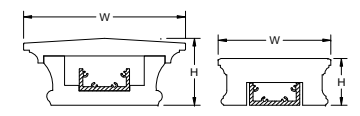
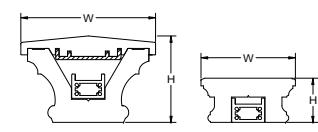
RS10375-6	3-3/4" Top & 2-11/16" Bottom Rails w/Reinforcements, Hardware and 1-1/2" Sq Crush Blocks, 6 ft Section	3-3/4" x 3-1/4"	2-11/16" x 2-1/4"	71-7/8"	\$519.78
RS10375-8	3-3/4" Top & 2-11/16" Bottom Rails w/Reinforcements, Hardware and 1-1/2" Sq Crush Blocks, 8 ft Section	3-3/4" x 3-1/4"	2-11/16" x 2-1/4"	95-7/8"	\$665.17
RS10375-10	3-3/4" Top & 2-11/16" Bottom Rails w/Reinforcements, Hardware and 1-1/2" Sq Crush Blocks, 10 ft Section	3-3/4" x 3-1/4"	2-11/16" x 2-1/4"	119-7/8"	\$776.51
RS10375-RAD	3-3/4" Top & 2-11/16" Bottom Rails w/Reinforcements, Hardware and 1-1/2" Sq Crush Blocks, Specify Length & Radius	3-3/4" x 3-1/4"	2-11/16" x 2-1/4"	Per Foot	\$183.62
RS10600-6	6" Top & 4-7/8" Bottom Rails w/Reinforcements, Hardware and 3-1/2" Sq Crush Blocks, 6 ft Section	6" x 3-3/4"	4-7/8" x 2"	71-7/8"	\$808.95
RS10600-8	6" Top & 4-7/8" Bottom Rails w/Reinforcements, Hardware and 3-1/2" Sq Crush Blocks, 8 ft Section	6" x 3-3/4"	4-7/8" x 2"	95-7/8"	\$1,066.11
RS10600-10	6" Top & 4-7/8" Bottom Rails w/Reinforcements, Hardware and 3-1/2" Sq Crush Blocks, 10 ft Section	6" x 3-3/4"	4-7/8" x 2"	119-7/8"	\$1,300.38
RS10600-RAD	6" Top & 4-7/8" Bottom Rails w/Reinforcements, Hardware and 3-1/2" Sq Crush Blocks, Specify Length & Radius	6" x 3-3/4"	4-7/8" x 2"	Per Foot	\$277.41

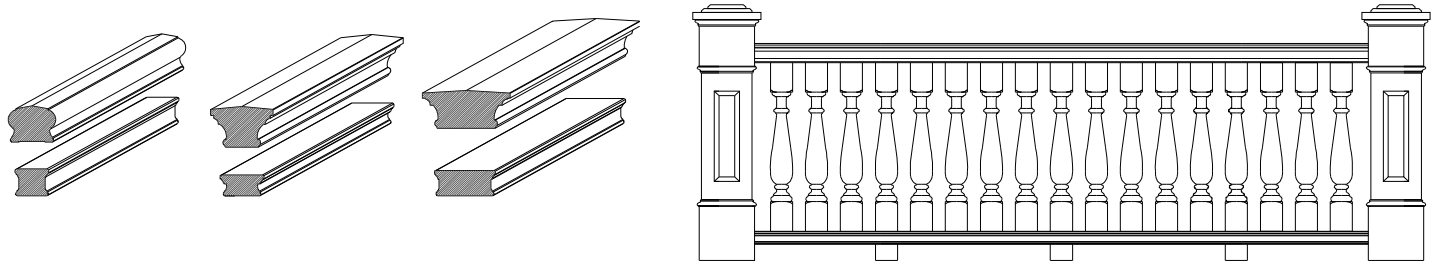


Nautilus RS20 Series Rail Sets

RS20500-6	5" Top & 3-1/2" Bottom Rails w/Reinforcements, Hardware and 2-1/2" Sq Crush Blocks, 6 ft Section	5" x 3-7/16"	3-1/2" x 1-3/4"	71-7/8"	\$641.15	\$82.32
RS20500-8	5" Top & 3-1/2" Bottom Rails w/Reinforcements, Hardware and 2-1/2" Sq Crush Blocks, 8 ft Section	5" x 3-7/16"	3-1/2" x 1-3/4"	95-7/8"	\$837.50	\$109.76
RS20500-10	5" Top & 3-1/2" Bottom Rails w/Reinforcements, Hardware and 2-1/2" Sq Crush Blocks, 10 ft Section	5" x 3-7/16"	3-1/2" x 1-3/4"	119-7/8"	\$1,011.82	\$137.20
RS20500-RAD	5" Top & 3-1/2" Bottom Rails w/Reinforcements, Hardware and 2-1/2" Sq Crush Blocks, Specify Length & Radius	5" x 3-7/16"	3-1/2" x 1-3/4"	Per Foot	\$196.12	
RS20700-6	7" Top & 4-7/8" Bottom Rails w/Reinforcements, Hardware and 3-1/2" Sq Crush Blocks, 6 ft Section	7" x 3"	4-7/8" x 2-1/8"	71-7/8"	\$763.13	
RS20700-8	7" Top & 4-7/8" Bottom Rails w/Reinforcements, Hardware and 3-1/2" Sq Crush Blocks, 8 ft Section	7" x 3"	4-7/8" x 2-1/8"	95-7/8"	\$1,002.98	
RS20700-10	7" Top & 4-7/8" Bottom Rails w/Reinforcements, Hardware and 3-1/2" Sq Crush Blocks, 10 ft Section	7" x 3"	4-7/8" x 2-1/8"	119-7/8"	\$1,216.54	
RS20700-RAD	7" Top & 4-7/8" Bottom Rails w/Reinforcements, Hardware and 3-1/2" Sq Crush Blocks, Specify Length & Radius	7" x 3"	4-7/8" x 2-1/8"	Per Foot	\$235.81	

Rail Set w/Mahogany Rail Cap. Available on RS20500 Only (Add)



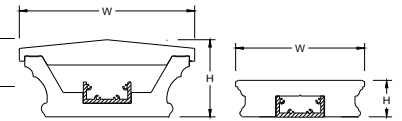


Intex Cellular PVC Rail Systems

Item #	Description	Dimensions Top Rail W x H	Dimensions Bottom Rail W x H	Actual Section Length	List Price Per Section (Radius Sections Priced Per Ft)
--------	-------------	---------------------------	------------------------------	-----------------------	--

Nautilus RS20 Series Rail Sets (Continued)

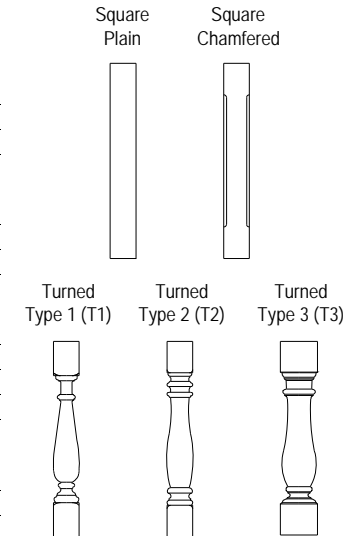
RS20800-6	8" Top & 5-7/8" Bottom Rails w/Reinforcements, Hardware and 5" Sq Crush Blocks, 6 ft Section	8" x 3-11/16"	5-7/8" x 1-3/4"	71-7/8"	\$828.20
RS20800-8	8" Top & 5-7/8" Bottom Rails w/Reinforcements, Hardware and 5" Sq Crush Blocks, 8 ft Section	8" x 3-11/16"	5-7/8" x 1-3/4"	95-7/8"	\$1,094.10
RS20800-10	8" Top & 5-7/8" Bottom Rails w/Reinforcements, Hardware and 5" Sq Crush Blocks, 10 ft Section	8" x 3-11/16"	5-7/8" x 1-3/4"	119-7/8"	\$1,327.18
RS20800-RAD	8" Top & 5-7/8" Bottom Rails w/Reinforcements, Hardware and 5" Sq Crush Blocks, Specify Length & Radius	8" x 3-11/16"	5-7/8" x 1-3/4"	Per Foot	\$261.94



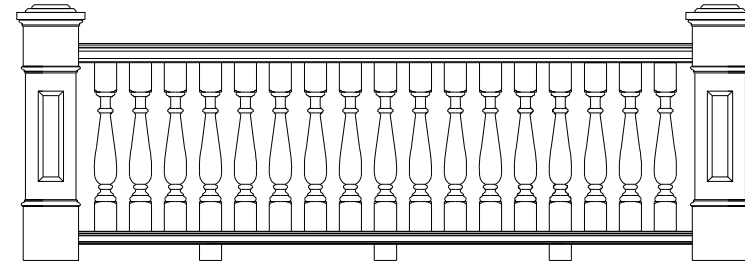
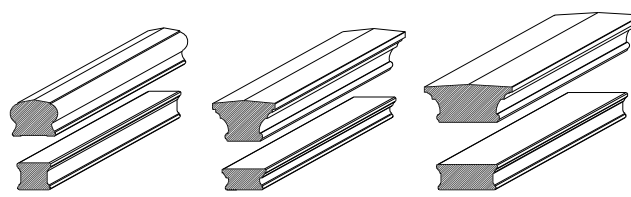
Actual Baluster Height (for 36" Rail Height)	Actual Baluster Height (for 42" Rail Height)	Use with Rail	List Price For 36" Height (Add -36 to Item #)	List Price For 42" Height (Add -42 to Item #)
--	--	---------------	---	---

Balusters for Nautilus RS10 & RS20 Series Rails

BAL15SP	1-1/2" Square Baluster	28"	34"	RS10375	\$12.41	\$14.73
BAL25SP	2-1/2" Square Baluster	28"	34"	RS20500	\$59.99	\$65.07
BAL35SP	3-1/2" Square Baluster	28"	34"	RS10600 & RS20700	\$67.90	\$74.68
BAL15SC	1-1/2" Square Chamfered Baluster	28"	34"	RS10375	\$29.25	\$32.34
BAL25SC	2-1/2" Square Chamfered Baluster	28"	34"	RS20500	\$76.94	\$82.02
BAL35SC	3-1/2" Square Chamfered Baluster	28"	34"	RS10600 & RS20700	\$84.84	\$91.62
BAL15T1	1-1/2" Turned Baluster Pattern 1	28"	34"	RS10375	\$55.48	\$58.57
BAL25T1	2-1/2" Turned Baluster Pattern 1	28"	34"	RS20500	\$86.82	\$93.88
BAL35T1	3-1/2" Turned Baluster Pattern 1	28"	34"	RS10600 & RS20700	\$118.88	\$131.46
BAL50T1	5" Turned Baluster Pattern 1	27-3/4"	33-3/4"	RS20800	\$193.18	\$218.04
BAL15T2	1-1/2" Turned Baluster Pattern 2	28"	34"	RS10375	\$55.48	\$58.57
BAL25T2	2-1/2" Turned Baluster Pattern 2	28"	34"	RS20500	\$86.82	\$93.88
BAL35T2	3-1/2" Turned Baluster Pattern 2	28"	34"	RS10600 & RS20700	\$118.88	\$131.46
BAL50T2	5" Turned Baluster Pattern 2	27-3/4"	33-3/4"	RS20800	\$193.18	\$218.04
BAL50T3	5" Turned Baluster Pattern 3	27-3/4"	33-3/4"	RS20800	\$193.18	\$218.04



Type 3 Available in 5" only

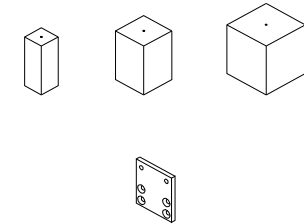


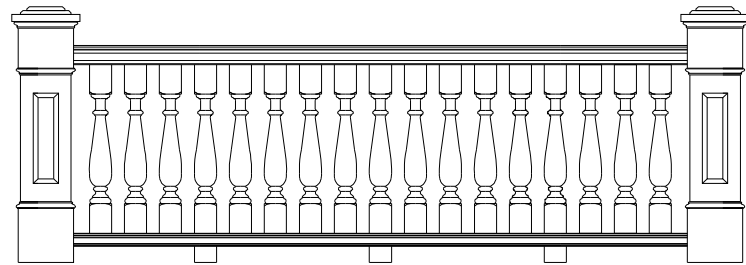
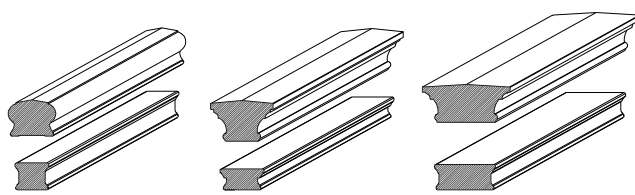
Intex Cellular PVC Rail Systems

Item #	Description			Use with Rail	List Price
--------	-------------	--	--	---------------	------------

Additional & Replacement Hardware for *Nautilus* RS10 & RS20 Series Rails

BAL15CB	1-1/2" Square x 4" Crush Block			RS10375	\$1.77
BAL25CB	2-1/2" Square x 4" Crush Block			RS20500	\$8.57
BAL35CB	3-1/2" Square x 4" Crush Block			RS10600 & RS20700	\$9.70
BAL50CB	5" Square x 4" Crush Block			RS20800	\$11.58
RSBALSCREWS	Stainless Steel Baluster Screws (bag of 150)				\$48.53
RSRAILMTHDW	RS10 - RS20 Rail Mounting Hdw (4 Brackets & Screws)				\$46.91
RSSTAIRMTHDW	RS10 - RS20 Stair Rail Mounting Hdw (4 Brackets & Screws)				\$60.88
RSBRACKET	Stainless Steel Rail Mounting Bracket (each)				\$12.26
RSBKTSCREWS	Stainless Steel Screws for Rail Mounting Brackets (enough for 4 brackets or 1 rail section)				\$7.25



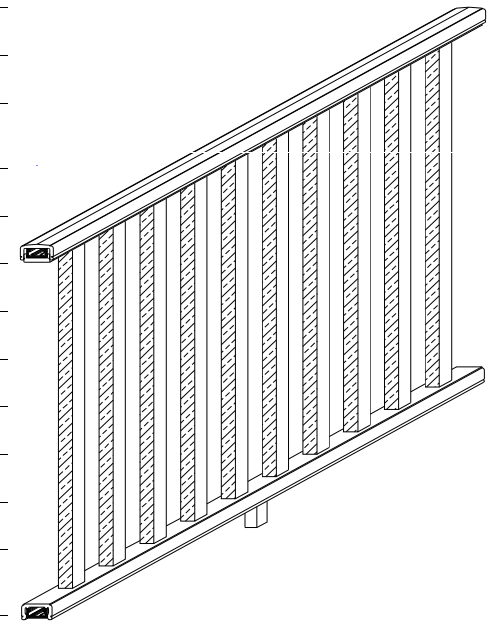


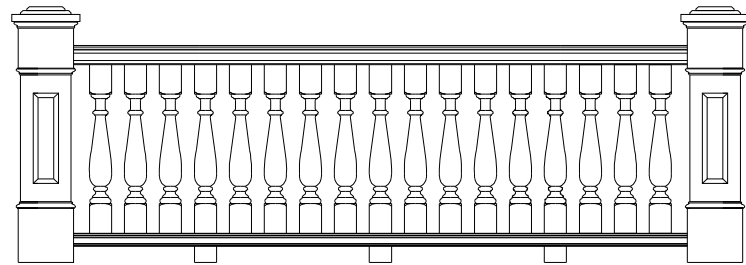
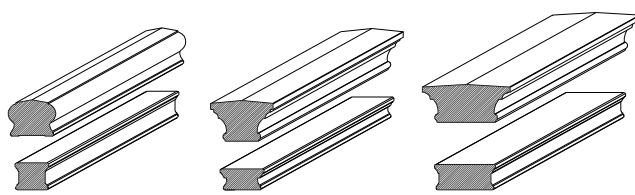
Intex Cellular PVC Rail Systems

Item #	Description	Dimensions Top Rail W x H	Dimensions Bottom Rail W x H	Finished Section Length	List Price Per Section
--------	-------------	---------------------------	------------------------------	-------------------------	------------------------

Dartmouth RS30 Series Kits (Includes Rails, Reinforcements, Hardware, Screws and Balusters)

RS30350-6K36	3-1/2" Top & Bottom Rails w/Reinforcements, Hardware and Crush Blocks, 72" x 36" Section	13 Balusters,	3-1/2" x 2"	3-1/4" x 1-3/4"	72	\$468.75
RS30350-8K36	3-1/2" Top & Bottom Rails w/Reinforcements, Hardware and Crush Blocks, 96" x 36" Section	18 Balusters,	3-1/2" x 2"	3-1/4" x 1-3/4"	96	\$615.61
RS30350-10K36	3-1/2" Top & Bottom Rails w/Reinforcements, Hardware and Crush Blocks, 120" x 36" Section	23 Balusters,	3-1/2" x 2"	3-1/4" x 1-3/4"	120	\$796.88
RS30350-12K36	3-1/2" Top & Bottom Rails w/Reinforcements, Hardware and Crush Blocks, 144" x 36" Section	28 Balusters,	3-1/2" x 2"	3-1/4" x 1-3/4"	144	\$949.38
RS30350-6K42	3-1/2" Top & Bottom Rails w/Reinforcements, Hardware and Crush Blocks, 72" x 42" Section	13 Balusters,	3-1/2" x 2"	3-1/4" x 1-3/4"	72	\$504.86
RS30350-8K42	3-1/2" Top & Bottom Rails w/Reinforcements, Hardware and Crush Blocks, 96" x 42" Section	18 Balusters,	3-1/2" x 2"	3-1/4" x 1-3/4"	96	\$674.56
RS30350-10K42	3-1/2" Top & Bottom Rails w/Reinforcements, Hardware and Crush Blocks, 120" x 42" Section	23 Balusters,	3-1/2" x 2"	3-1/4" x 1-3/4"	120	\$865.83
RS30350-12K42	3-1/2" Top & Bottom Rails w/Reinforcements, Hardware and Crush Blocks, 144" x 42" Section	28 Balusters,	3-1/2" x 2"	3-1/4" x 1-3/4"	144	\$1,030.15
RS30400-6K36	4" Top, 3-1/2" Bottom Rails w/Reinforcements, Hardware and Crush Blocks, 72" x 36" Section	13 Balusters,	4" x 2-1/2"	3-1/4" x 1-3/4"	72	\$475.89
RS30400-8K36	4" Top, 3-1/2" Bottom Rails w/Reinforcements, Hardware and Crush Blocks, 96" x 36" Section	18 Balusters,	4" x 2-1/2"	3-1/4" x 1-3/4"	96	\$628.88
RS30400-10K36	4" Top, 3-1/2" Bottom Rails w/Reinforcements, Hardware and Crush Blocks, 120" x 36" Section	23 Balusters,	4" x 2-1/2"	3-1/4" x 1-3/4"	120	\$809.24
RS30400-12K36	4" Top, 3-1/2" Bottom Rails w/Reinforcements, Hardware and Crush Blocks, 144" x 36" Section	28 Balusters,	4" x 2-1/2"	3-1/4" x 1-3/4"	144	\$964.22
RS30400-6K42	4" Top, 3-1/2" Bottom Rails w/Reinforcements, Hardware and Crush Blocks, 72" x 42" Section	13 Balusters,	4" x 2-1/2"	3-1/4" x 1-3/4"	72	\$512.00
RS30400-8K42	4" Top, 3-1/2" Bottom Rails w/Reinforcements, Hardware and Crush Blocks, 96" x 42" Section	18 Balusters,	4" x 2-1/2"	3-1/4" x 1-3/4"	96	\$684.08
RS30400-10K42	4" Top, 3-1/2" Bottom Rails w/Reinforcements, Hardware and Crush Blocks, 120" x 42" Section	23 Balusters,	4" x 2-1/2"	3-1/4" x 1-3/4"	120	\$878.19
RS30400-12K42	4" Top, 3-1/2" Bottom Rails w/Reinforcements, Hardware and Crush Blocks, 144" x 42" Section	28 Balusters,	4" x 2-1/2"	3-1/4" x 1-3/4"	144	\$1,044.99



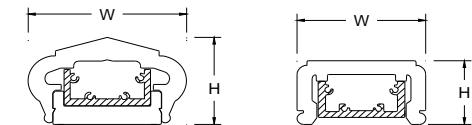
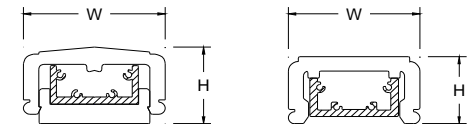


Intex Cellular PVC Rail Systems

Item #	Description	Dimensions Top Rail W x H	Dimensions Bottom Rail W x H	Actual Section Length	List Price	Add For Bending to Radius
--------	-------------	---------------------------	------------------------------	-----------------------	------------	---------------------------

Dartmouth RS30 Series (Rails, Reinforcements and Hardware only)

RS30350-6	3-1/2" Top & Bottom Rails w/Reinforcements, Hardware and Crush Blocks, 6 ft Section	3-1/2" x 2"	3-1/4" x 1-3/4"	72	\$336.39	\$482.14
RS30350-8	3-1/2" Top & Bottom Rails w/Reinforcements, Hardware and Crush Blocks, 8 ft Section	3-1/2" x 2"	3-1/4" x 1-3/4"	96	\$419.37	\$496.61
RS30350-10	3-1/2" Top & Bottom Rails w/Reinforcements, Hardware and Crush Blocks, 10 ft Section	3-1/2" x 2"	3-1/4" x 1-3/4"	120	\$528.19	\$511.51
RS30350-12	3-1/2" Top & Bottom Rails w/Reinforcements, Hardware and Crush Blocks, 12 ft Section	3-1/2" x 2"	3-1/4" x 1-3/4"	144	\$616.31	\$526.85
RS30400-6	4" Top, 3-1/2" Bottom Rails w/Reinforcements, Hardware and Crush Blocks, 6 ft Section	4" x 2-1/2"	3-1/4" x 1-3/4"	72	\$344.90	\$482.14
RS30400-8	4" Top, 3-1/2" Bottom Rails w/Reinforcements, Hardware and Crush Blocks, 8 ft Section	4" x 2-1/2"	3-1/4" x 1-3/4"	96	\$430.72	\$496.61
RS30400-10	4" Top, 3-1/2" Bottom Rails w/Reinforcements, Hardware and Crush Blocks, 10 ft Section	4" x 2-1/2"	3-1/4" x 1-3/4"	120	\$542.99	\$511.51
RS30400-12	4" Top, 3-1/2" Bottom Rails w/Reinforcements, Hardware and Crush Blocks, 12 ft Section	4" x 2-1/2"	3-1/4" x 1-3/4"	144	\$634.07	\$526.85



Additional & Replacement Hardware for Dartmouth RS30 series

RS30NP548	5-1/16" Square x 48" Tall Newel Cover w/Shims, Primed to Match Rail & Balusters	\$97.05
RS30NPTC5	6-3/4" Square Plain Newel Cap	\$25.70
RS30PYCAP5	6-3/4" Square Pyramid Newel Cap	\$75.62
RS30NPTR5-75B	WM75 Base Trim Ring for RS30NP548	\$22.45
RS30BKTSET	Bracket and Screw Set for Straight Rail Section	\$41.80
RS30STAIRSET	Bracket and Screw Set for Stair Rail Section	67.75
RS30RAILSC	Bracket Screws Only for Rail Section	\$7.65
RS30BAL-36	1-1/2" Square x 29-1/4" Long Baluster for 36" Rail Height	\$13.27
RS30BAL-42	1-1/2" Square x 35-1/4" Long Baluster for 42" Rail Height	\$15.95
RS30BALSC6	Baluster Screw Pack for 6' Section	\$12.62
RS30BALSC8	Baluster Screw Pack for 8' Section	\$16.47
RS30BALSC10	Baluster Screw Pack for 10' Section	\$20.31
RS30BALSC12	Baluster Screw Pack for 12' Section	\$24.80

